

## Bring on the World

### Day 2 Afternoon session: A fair competition?

#### Activity 1: Country trumps

This activity is based on a popular card game which may be familiar to many pupils. However, the statistics used here are not about modes of transport or superheroes, but about the 32 countries of the World Cup finals.

They consist of the following:

- FIFA world ranking
- World Cup qualifying matches won
- Population
- Life expectancy
- CO<sub>2</sub> emissions per capita
- Under-five mortality rate (per 1000 live births)

(Sources: World Cup qualifying matches won: FIFA; population and life expectancy: United Nations; under-five mortality rate: Unicef; CO<sub>2</sub> emissions per capita: US Department of Energy. The world ranking given applies to May–June 2006. Rankings are revised each month.)

The statistics for life expectancy and under-five mortality rate are intended to give pupils an idea of the inequality between different countries. They should gain some insight into what poverty means for people who live there. On the other hand, they are not intended to get a wholly negative view of poorer countries, hence the CO<sub>2</sub> statistics, which show how little damage some countries do to our common environment. Population, FIFA world ranking and World Cup qualifying matches won are intended as more neutral statistics.

#### Time required: 1 hour

#### You will need

- Photocopied sets of **Country Trump sheets** – one set per four pupils. NB. these do not need to be cut up yet (below)
- **Instructions for Country Trumps** (below). (This is a reference sheet for teachers, but can be given to Gifted and Talented pupils if required.)
- Scissors for pupils to cut the cards up

## Aims

- To see that despite a shared interest in football, life for the majority of people living in the different countries playing the World Cup finals is very different.
- To help pupils gain a better grasp of statistics.

## What to do

Place the pupils in groups of four and give each group a set of uncut Country Trump sheets.

Point out to the children that each sheet has statistical information about the countries playing in this year's World Cup finals in Germany. As the pupils will have already completed work on the Millennium Development Goals by now, they should have some understanding of what the statistics mean. Go through each of the categories on the cards and talk about what each one means. Ask them whether it is better to have a higher or a lower score, and make sure they understand why. Remind them of the work they did in the morning on the UN Millennium Development Goals. Goal Four is to reduce child mortality.

NB. Under World Cup qualifying matches won, please note that we've given Germany a score of 0% because, as host nation, they get an automatic place.

Ask the pupils to cut out the sheets into separate Country Trump cards.

Play Country Trumps twice. After 15 minutes, stop the game. Reshuffle the pack and play again for a further 15 minutes.

Use the information the children have learnt about the 32 countries as a basis for discussion, asking questions such as, 'Which country has the highest infant mortality rate?' Go on to emphasise that although all these countries' football teams have had success in the World Cup qualifying rounds, life for many people living in poorer countries can be very difficult.

Encourage pupils to consider why the statistics vary so much for different countries. Bring out the following points:

- People are much poorer in some countries through no fault of their own. There are several reasons for this, including lack of jobs or land; lack of opportunity to sell their goods or produce at a fair price; war or conflict.
- In poor countries, services such as education and health are often not free.

Ask pupils whether they think it is easy for poorer countries to get to the World Cup finals. They have less money available for training facilities and equipment. One reason why so many European countries are in the finals (there are 14 – far more than from any other continent) is because they have more money to invest in the game and its players. How important do they think money is in football?

# Bring on the World

## Instructions for Country Trumps

Share the cards equally between the four players. The players should not look at their cards.

Each player holds the cards in a pile with only the top card showing. Other players should not be able to see this card.

The first (or leading) player looks at their top card and selects a statistic. This should be one they think will be higher than the same statistic on their opponents' cards. The leading player reads out the name of the country and then this statistic (e.g. 'Life Expectancy 70 years').

The other players find the corresponding statistic on their top cards and read out the country name followed by the statistic. Whichever pupil has the highest or lowest number wins all the cards.

If two or more players have the same winning number for a statistic, all the cards are placed in the middle. The leading player then reads a new statistic from their next top card.

Whichever player wins the next round wins the cards on the table as well.

The player who wins all the cards or the player with the highest number of cards after 15 minutes wins the game.



## ANGOLA

<b>FIFA world ranking:</b> <small>(lowest wins)</small>	<b>57</b>
<b>Qualifying matches won:</b>	<b>58%</b>
<b>Population:</b>	<b>14.5 million</b>
<b>Life expectancy:</b>	<b>40.8 years</b>
<b>CO<sub>2</sub> emissions per capita:</b> <small>(lowest wins)</small>	<b>1.17 tons</b>
<b>Under-5 mortality per 1,000:</b> <small>(lowest wins)</small>	<b>260</b>



## ARGENTINA

<b>FIFA world ranking:</b> <small>(lowest wins)</small>	<b>9</b>
<b>Qualifying matches won:</b>	<b>56%</b>
<b>Population:</b>	<b>39.3 million</b>
<b>Life expectancy:</b>	<b>74.5 years</b>
<b>CO<sub>2</sub> emissions per capita:</b> <small>(lowest wins)</small>	<b>3.37 tons</b>
<b>Under-5 mortality per 1,000:</b> <small>(lowest wins)</small>	<b>18</b>



## AUSTRALIA

<b>FIFA world ranking:</b> <small>(lowest wins)</small>	<b>42</b>
<b>Qualifying matches won:</b>	<b>78%</b>
<b>Population:</b>	<b>20.3 million</b>
<b>Life expectancy:</b>	<b>80.3 years</b>
<b>CO<sub>2</sub> emissions per capita:</b> <small>(lowest wins)</small>	<b>19.10 tons</b>
<b>Under-5 mortality per 1,000:</b> <small>(lowest wins)</small>	<b>6</b>



## BRAZIL

<b>FIFA world ranking:</b> <small>(lowest wins)</small>	<b>1</b>
<b>Qualifying matches won:</b>	<b>50%</b>
<b>Population:</b>	<b>182.8 million</b>
<b>Life expectancy:</b>	<b>70.5 years</b>
<b>CO<sub>2</sub> emissions per capita:</b> <small>(lowest wins)</small>	<b>1.97 tons</b>
<b>Under-5 mortality per 1,000:</b> <small>(lowest wins)</small>	<b>34</b>




## COSTA RICA

<b>FIFA world ranking:</b> <small>(lowest wins)</small>	<b>23</b>
<b>Qualifying matches won:</b>	<b>44%</b>
<b>Population:</b>	<b>4.3 million</b>
<b>Life expectancy:</b>	<b>78.2 years</b>
<b>CO<sub>2</sub> emissions per capita:</b> <small>(lowest wins)</small>	<b>1.30 tons</b>
<b>Under-5 mortality per 1,000:</b> <small>(lowest wins)</small>	<b>13</b>



## CROATIA

<b>FIFA world ranking:</b> <small>(lowest wins)</small>	<b>24</b>
<b>Qualifying matches won:</b>	<b>70%</b>
<b>Population:</b>	<b>4.4 million</b>
<b>Life expectancy:</b>	<b>75.0 years</b>
<b>CO<sub>2</sub> emissions per capita:</b> <small>(lowest wins)</small>	<b>5.01 tons</b>
<b>Under-5 mortality per 1,000:</b> <small>(lowest wins)</small>	<b>7</b>




## CZECH REPUBLIC

<b>FIFA world ranking:</b> <small>(lowest wins)</small>	<b>2</b>
<b>Qualifying matches won:</b>	<b>79%</b>
<b>Population:</b>	<b>10.2 million</b>
<b>Life expectancy:</b>	<b>75.6 years</b>
<b>CO<sub>2</sub> emissions per capita:</b> <small>(lowest wins)</small>	<b>10.94 tons</b>
<b>Under-5 mortality per 1,000:</b> <small>(lowest wins)</small>	<b>4</b>



## ECUADOR


<b>FIFA world ranking:</b> <small>(lowest wins)</small>	<b>39</b>
<b>Qualifying matches won:</b>	<b>44%</b>
<b>Population:</b>	<b>13.4 million</b>
<b>Life expectancy:</b>	<b>74.3 years</b>
<b>CO<sub>2</sub> emissions per capita:</b> <small>(lowest wins)</small>	<b>1.82 tons</b>
<b>Under-5 mortality per 1,000:</b> <small>(lowest wins)</small>	<b>26</b>



## ENGLAND

<b>FIFA world ranking:</b> <small>(lowest wins)</small>	<b>10</b>
<b>Qualifying matches won:</b>	<b>80%</b>
<b>Population:</b>	<b>49.1 million</b>
<b>Life expectancy:</b>	<b>78.4 years*</b>
<b>CO<sub>2</sub> emissions per capita:</b> <small>(lowest wins)</small>	<b>9.53 tons*</b>
<b>Under-5 mortality per 1,000:</b> <small>(lowest wins)</small>	<b>6*</b>

*\*UK data*



## FRANCE

<b>FIFA world ranking:</b> <small>(lowest wins)</small>	<b>8</b>
<b>Qualifying matches won:</b>	<b>50%</b>
<b>Population:</b>	<b>60.7 million</b>
<b>Life expectancy:</b>	<b>79.5 years</b>
<b>CO<sub>2</sub> emissions per capita:</b> <small>(lowest wins)</small>	<b>6.80 tons</b>
<b>Under-5 mortality per 1,000:</b> <small>(lowest wins)</small>	<b>6</b>



## GERMANY

<b>FIFA world ranking:</b> <small>(lowest wins)</small>	<b>19</b>
<b>Qualifying matches won:</b>	<b>0% (automatic)</b>
<b>Population:</b>	<b>82.5 million</b>
<b>Life expectancy:</b>	<b>78.7 years</b>
<b>CO<sub>2</sub> emissions per capita:</b> <small>(lowest wins)</small>	<b>10.21 tons</b>
<b>Under-5 mortality per 1,000:</b> <small>(lowest wins)</small>	<b>5</b>



## GHANA

<b>FIFA world ranking:</b> <small>(lowest wins)</small>	<b>48</b>
<b>Qualifying matches won:</b>	<b>67%</b>
<b>Population:</b>	<b>21.8 million</b>
<b>Life expectancy:</b>	<b>56.8 years</b>
<b>CO<sub>2</sub> emissions per capita:</b> <small>(lowest wins)</small>	<b>0.26 tons</b>
<b>Under-5 mortality per 1,000:</b> <small>(lowest wins)</small>	<b>112</b>




## HOLLAND

<b>FIFA world ranking:</b> <small>(lowest wins)</small>	<b>3</b>
<b>Qualifying matches won:</b>	<b>83%</b>
<b>Population:</b>	<b>16.3 million</b>
<b>Life expectancy:</b>	<b>78.4 years</b>
<b>CO<sub>2</sub> emissions per capita:</b> <small>(lowest wins)</small>	<b>16.07 tons</b>
<b>Under-5 mortality per 1,000:</b> <small>(lowest wins)</small>	<b>6</b>



## IRAN

<b>FIFA world ranking:</b> <small>(lowest wins)</small>	<b>23</b>
<b>Qualifying matches won:</b>	<b>75%</b>
<b>Population:</b>	<b>70.7 million</b>
<b>Life expectancy:</b>	<b>70.4 years</b>
<b>CO<sub>2</sub> emissions per capita:</b> <small>(lowest wins)</small>	<b>5.40 tons</b>
<b>Under-5 mortality per 1,000:</b> <small>(lowest wins)</small>	<b>38</b>




## ITALY

<b>FIFA world ranking:</b> <small>(lowest wins)</small>	<b>13</b>
<b>Qualifying matches won:</b>	<b>70%</b>
<b>Population:</b>	<b>57.2 million</b>
<b>Life expectancy:</b>	<b>80.1 years</b>
<b>CO<sub>2</sub> emissions per capita:</b> <small>(lowest wins)</small>	<b>8.11 tons</b>
<b>Under-5 mortality per 1,000:</b> <small>(lowest wins)</small>	<b>5</b>



## IVORY COAST

<b>FIFA world ranking:</b> <small>(lowest wins)</small>	<b>32</b>
<b>Qualifying matches won:</b>	<b>70%</b>
<b>Population:</b>	<b>17.1 million</b>
<b>Life expectancy:</b>	<b>45.9 years</b>
<b>CO<sub>2</sub> emissions per capita:</b> <small>(lowest wins)</small>	<b>0.32 tons</b>
<b>Under-5 mortality per 1,000:</b> <small>(lowest wins)</small>	<b>194</b>



## JAPAN

<b>FIFA world ranking:</b> <small>(lowest wins)</small>	<b>18</b>
<b>Qualifying matches won:</b>	<b>92%</b>
<b>Population:</b>	<b>127.9 million</b>
<b>Life expectancy:</b>	<b>82.0 years</b>
<b>CO<sub>2</sub> emissions per capita:</b> <small>(lowest wins)</small>	<b>9.44 tons</b>
<b>Under-5 mortality per 1,000:</b> <small>(lowest wins)</small>	<b>4</b>



## MEXICO

<b>FIFA world ranking:</b> <small>(lowest wins)</small>	<b>4</b>
<b>Qualifying matches won:</b>	<b>83%</b>
<b>Population:</b>	<b>106.4 million</b>
<b>Life expectancy:</b>	<b>75.1 years</b>
<b>CO<sub>2</sub> emissions per capita:</b> <small>(lowest wins)</small>	<b>3.91 tons</b>
<b>Under-5 mortality per 1,000:</b> <small>(lowest wins)</small>	<b>28</b>



## PARAGUAY

<b>FIFA world ranking:</b> <small>(lowest wins)</small>	<b>33</b>
<b>Qualifying matches won:</b>	<b>44%</b>
<b>Population:</b>	<b>6.2 million</b>
<b>Life expectancy:</b>	<b>71.0 years</b>
<b>CO<sub>2</sub> emissions per capita:</b> <small>(lowest wins)</small>	<b>0.61 tons</b>
<b>Under-5 mortality per 1,000:</b> <small>(lowest wins)</small>	<b>24</b>



## POLAND

<b>FIFA world ranking:</b> <small>(lowest wins)</small>	<b>29</b>
<b>Qualifying matches won:</b>	<b>80%</b>
<b>Population:</b>	<b>38.5 million</b>
<b>Life expectancy:</b>	<b>74.3 years</b>
<b>CO<sub>2</sub> emissions per capita:</b> <small>(lowest wins)</small>	<b>7.42 tons</b>
<b>Under-5 mortality per 1,000:</b> <small>(lowest wins)</small>	<b>8</b>



### PORTUGAL

<b>FIFA world ranking:</b> <small>(lowest wins)</small>	<b>7</b>
<b>Qualifying matches won:</b>	<b>75%</b>
<b>Population:</b>	<b>10.5 million</b>
<b>Life expectancy:</b>	<b>77.2 years</b>
<b>CO<sub>2</sub> emissions per capita:</b> <small>(lowest wins)</small>	<b>6.18 tons</b>
<b>Under-5 mortality per 1,000:</b> <small>(lowest wins)</small>	<b>5</b>



### SAUDI ARABIA

<b>FIFA world ranking:</b> <small>(lowest wins)</small>	<b>34</b>
<b>Qualifying matches won:</b>	<b>83%</b>
<b>Population:</b>	<b>25.6 million</b>
<b>Life expectancy:</b>	<b>71.8 years</b>
<b>CO<sub>2</sub> emissions per capita:</b> <small>(lowest wins)</small>	<b>13.52 tons</b>
<b>Under-5 mortality per 1,000:</b> <small>(lowest wins)</small>	<b>27</b>



### SERBIA AND MONTENEGRO

<b>FIFA world ranking:</b> <small>(lowest wins)</small>	<b>44</b>
<b>Qualifying matches won:</b>	<b>60%</b>
<b>Population:</b>	<b>10.5 million</b>
<b>Life expectancy:</b>	<b>74.0 years</b>
<b>CO<sub>2</sub> emissions per capita:</b> <small>(lowest wins)</small>	<b>4.75 tons</b>
<b>Under-5 mortality per 1,000:</b> <small>(lowest wins)</small>	<b>15</b>




### SOUTH KOREA

<b>FIFA world ranking:</b> <small>(lowest wins)</small>	<b>29</b>
<b>Qualifying matches won:</b>	<b>58%</b>
<b>Population:</b>	<b>48.2 million</b>
<b>Life expectancy:</b>	<b>77.0 years</b>
<b>CO<sub>2</sub> emissions per capita:</b> <small>(lowest wins)</small>	<b>9.84 tons</b>
<b>Under-5 mortality per 1,000:</b> <small>(lowest wins)</small>	<b>6</b>




### SPAIN

<b>FIFA world ranking:</b> <small>(lowest wins)</small>	<b>5</b>
<b>Qualifying matches won:</b>	<b>50%</b>
<b>Population:</b>	<b>44.1 million</b>
<b>Life expectancy:</b>	<b>79.5 years</b>
<b>CO<sub>2</sub> emissions per capita:</b> <small>(lowest wins)</small>	<b>8.27 tons</b>
<b>Under-5 mortality per 1,000:</b> <small>(lowest wins)</small>	<b>5</b>



### SWEDEN

<b>FIFA world ranking:</b> <small>(lowest wins)</small>	<b>16</b>
<b>Qualifying matches won:</b>	<b>80%</b>
<b>Population:</b>	<b>8.9 million</b>
<b>Life expectancy:</b>	<b>80.2 years</b>
<b>CO<sub>2</sub> emissions per capita:</b> <small>(lowest wins)</small>	<b>6.27 tons</b>
<b>Under-5 mortality per 1,000:</b> <small>(lowest wins)</small>	<b>4</b>



### SWITZERLAND

<b>FIFA world ranking:</b> <small>(lowest wins)</small>	<b>35</b>
<b>Qualifying matches won:</b>	<b>42%</b>
<b>Population:</b>	<b>7.1 million</b>
<b>Life expectancy:</b>	<b>80.5 years</b>
<b>CO<sub>2</sub> emissions per capita:</b> <small>(lowest wins)</small>	<b>6.00 tons</b>
<b>Under-5 mortality per 1,000:</b> <small>(lowest wins)</small>	<b>5</b>



### TOGO

<b>FIFA world ranking:</b> <small>(lowest wins)</small>	<b>61</b>
<b>Qualifying matches won:</b>	<b>67%</b>
<b>Population:</b>	<b>5.1 million</b>
<b>Life expectancy:</b>	<b>54.3 years</b>
<b>CO<sub>2</sub> emissions per capita:</b> <small>(lowest wins)</small>	<b>0.23 tons</b>
<b>Under-5 mortality per 1,000:</b> <small>(lowest wins)</small>	<b>140</b>



### TRINIDAD & TOBAGO

<b>FIFA world ranking:</b> <small>(lowest wins)</small>	<b>47</b>
<b>Qualifying matches won:</b>	<b>55%</b>
<b>Population:</b>	<b>1.3 million</b>
<b>Life expectancy:</b>	<b>69.9 years</b>
<b>CO<sub>2</sub> emissions per capita:</b> <small>(lowest wins)</small>	<b>24.92 tons</b>
<b>Under-5 mortality per 1,000:</b> <small>(lowest wins)</small>	<b>20</b>




### TUNISIA

<b>FIFA world ranking:</b> <small>(lowest wins)</small>	<b>21</b>
<b>Qualifying matches won:</b>	<b>60%</b>
<b>Population:</b>	<b>10.0 million</b>
<b>Life expectancy:</b>	<b>73.3 years</b>
<b>CO<sub>2</sub> emissions per capita:</b> <small>(lowest wins)</small>	<b>2.17 tons</b>
<b>Under-5 mortality per 1,000:</b> <small>(lowest wins)</small>	<b>25</b>



### UKRAINE

<b>FIFA world ranking:</b> <small>(lowest wins)</small>	<b>45</b>
<b>Qualifying matches won:</b>	<b>58%</b>
<b>Population:</b>	<b>47.8 million</b>
<b>Life expectancy:</b>	<b>66.1 years</b>
<b>CO<sub>2</sub> emissions per capita:</b> <small>(lowest wins)</small>	<b>7.13 tons</b>
<b>Under-5 mortality per 1,000:</b> <small>(lowest wins)</small>	<b>18</b>



### UNITED STATES OF AMERICA

<b>FIFA world ranking:</b> <small>(lowest wins)</small>	<b>5</b>
<b>Qualifying matches won:</b>	<b>83%</b>
<b>Population:</b>	<b>295.0 million</b>
<b>Life expectancy:</b>	<b>77.4 years</b>
<b>CO<sub>2</sub> emissions per capita:</b> <small>(lowest wins)</small>	<b>19.95 tons</b>
<b>Under-5 mortality per 1,000:</b> <small>(lowest wins)</small>	<b>8</b>